











LED – ADC Doorbell Camera VDB-770

Status light guide

LED pattern	Description
 Off	Power off
 Solid red	No local or Internet connection
 Blinking red	Power on, camera booting
 Solid green	Connected to Alarm.com
 Blinking green	Local network connection
 Double-blinking blue	Unable to ring indoor chime
 Blinking blue	WPS mode (press and hold button for 30-45s)
 Blinking white	Wi-Fi Access point mode (press and hold button for 45-60s)
 Blinking yellow	Camera power cycling (press and hold button for 60-75s)
 Alternating red & green	Camera resetting to factory default (press and hold button for >75s)

Note: If the indoor chime is enabled for the device, holding down the button will trigger a single indoor chime immediately after being pressed. If desired, the indoor chime can be disabled through the Customer Website before pressing the button to initiate one of the above modes.